


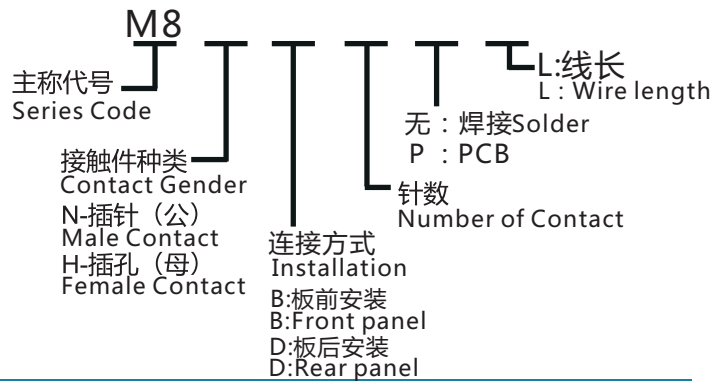
M8系列 M8 SERIES



M8法兰连接器



型号标志代号 PART NUMBER SYSTEM



材料和技术参数 Material & Specifications

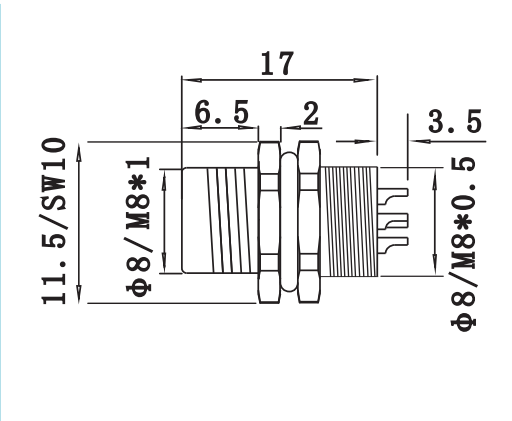
针数 Number of Contact	3	4
针位排列 (从针端看) The Contact arranges (Comply with the needle direction)		
锁紧方式 Coupling	螺纹锁紧 Threaded Coupling	
接线方式 Termination	焊接/浸焊/连接线 Solder/dip solder/wires	
连接截面 Wire gauge	MAX.0.25mm ² (AWG24)	
电缆直径 Cable Diameter	—	
防护等级 Degree Of Protection	IP67	
接插次数 Mating Cycle	≥100次 ≥100 mating cycles	
工作温度范围 Temperature Range	-25°C--+85°C	
额定电压(AC.V) Rated Voltage	30V	
耐压 (AC.V)1min Withstanding Voltage	800V	
污染等级 Pollution Level	3	
过电保护等级	II	
绝缘组别 Insulation Division	II	
额定电流 (A) Rated Current	4A	
接触电阻 (mΩ) Contact Resistance	≤3mΩ	
接触件材料 Contact Material	Cu(铜)	
接触件电镀材料 Contact plating	Au(金)	
外壳材料 Shell Material	黄铜镀镍 brass nickel plated	
绝缘体材料 Insert Material	Pa	

M8系列 M8 SERIES




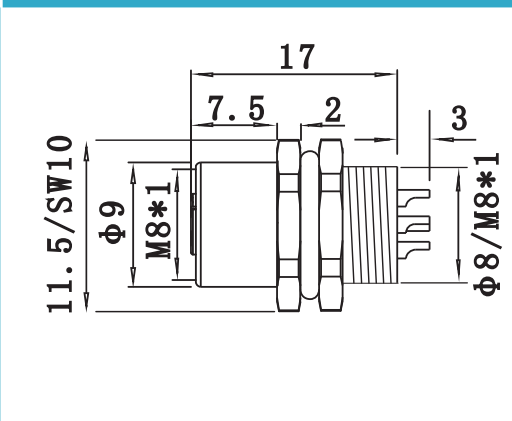
图例描述 Description Figure	尺寸图 Drawing unit:mm	针数 Contacts	订货号 Ordering No.
----------------------------	------------------------	----------------	---------------------

M8板前安装公法兰
Male Flange, Front Panel Installation

3	M8NB-03
4	M8NB-04

M8板前安装母法兰
Female Flange, Front Panel Installation

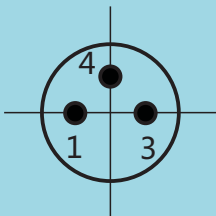



3	M8HB-03
4	M8HB-04

安装指南

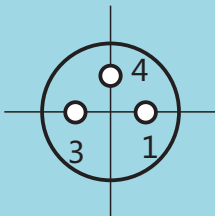
插针

3芯



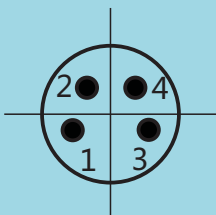
	X	Y
1	-1.75	0
2	—	—
3	1.75	0.0
4	0.0	1.75

插孔

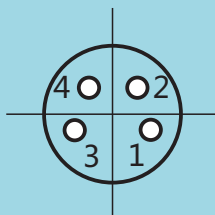


	X	Y
1	1.75	0.0
2	—	—
3	-1.75	0.0
4	0.0	1.75

4芯



	X	Y
1	-1.7	-0.5
2	-1.08	1.45
3	1.7	-0.5
4	1.08	1.45



	X	Y
1	1.7	-0.5
2	1.08	1.45
3	-1.7	-0.5
4	-1.08	1.45