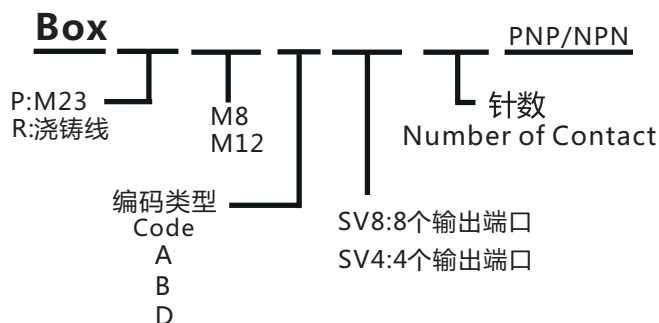




传感器/执行器分配盒


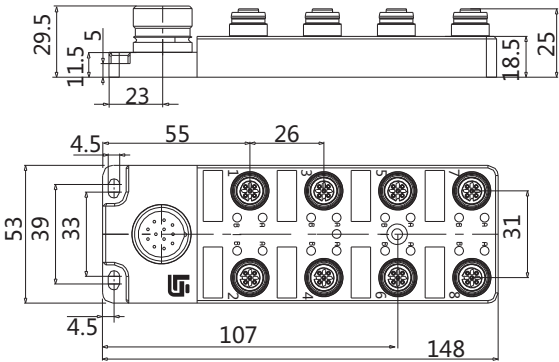

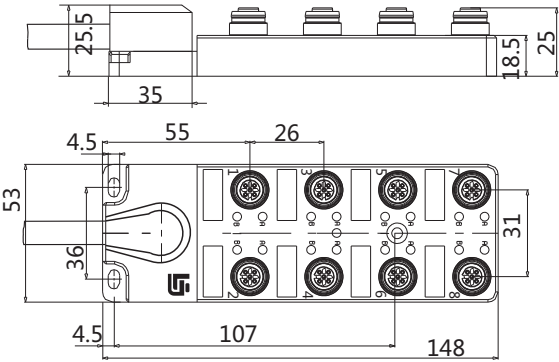
型号标志代号 PART NUMBER SYSTEM



材料和技术参数 Material & Specifications

技术参数 Specifications	带线分配盒	M23分配盒
针数 Number of Contact	4/5	5/5
锁紧方式 Coupling	M12×1螺纹锁紧	
接线方式 Termination	装配/assembled	可插拔M23/pluggable M23
接口数 Numbei of outlets	4/8	
防护等级 Degree Of Protection	IP67	
接插次数 Mating Cycle	≥100次 ≥100 mating cycles	
最高工作温度 Upper temperature	+80°C	
最低工作温度 Lower temperature	-25°C	
额定电压(AC.V) Rated Voltage	10-30V	
额定冲击电压 Rated impulse Voltage	—	
污染等级 Pollution Level	3	
过电保护等级	—	
绝缘组别 Insulation Division	—	
额定电流 (40°C) Rated Current (40°C)	2A(每触电),9A max / 2A(per contact),9A max	
接触电阻 (mΩ) Contact Resistance	≤5mΩ	
接触件材料 Contact Material	CuZn(黄铜/brass)	
接触件电镀材料 Contact plating	Au(金/gold)	
插座材料 material of contactbody	PA	
外壳材料 material of housing	PBT(UL94 V-0)	



<p>图例描述 Description Figure</p>	<p>尺寸图 Drawing unit:mm</p>	<p>针数 Contacts</p>	<p>订货号 Ordering No.</p>
<p>传感器/执行器分配盒</p> <p>可插拔8路接线盒,带12/19针M23连接器 自带电源LED灯 (绿色) 和工作指示灯 (黄色) M12推入式锁紧</p> <p>Pluggable 8-way interface box with 12/19 pol. M23 connector, equipment-on LED (green) and functional indicator (yellow), M12 Push-Pull-locking</p> 		<p>4 / 5</p>	<p>PM12ASV8-4/5-PNP</p>
<p>传感器/执行器分配盒</p> <p>可插拔8路接线盒,带12/19芯电缆 自带电源LED灯 (绿色) 和工作指示灯 (黄色) M12推入式锁紧</p> <p>Pluggable 8-way interface box with 12/19 pol. M23 connector, equipment-on LED (green) and functional indicator (yellow), M12 Push-Pull-locking</p> 		<p>4 / 5</p>	<p>RM12ASV8-4/5-PNP</p>
		<p>5 / 5</p>	<p>RM12ASV8-5/5-PNP</p>

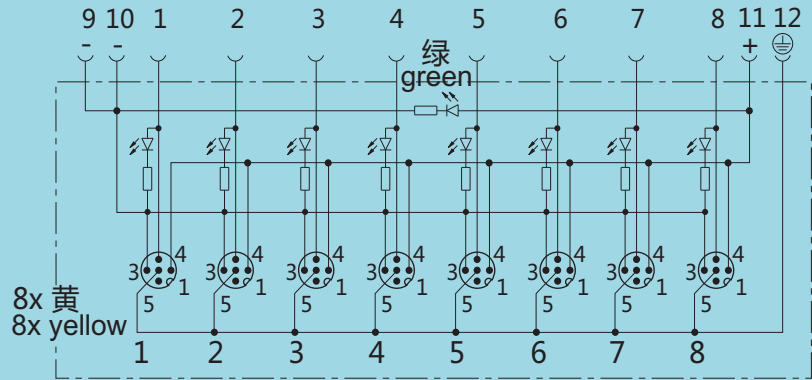
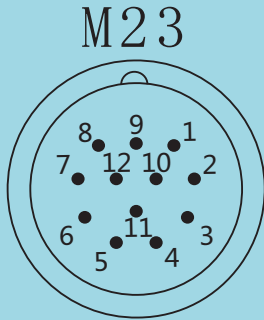


配线图

Wiring and configuration diagr

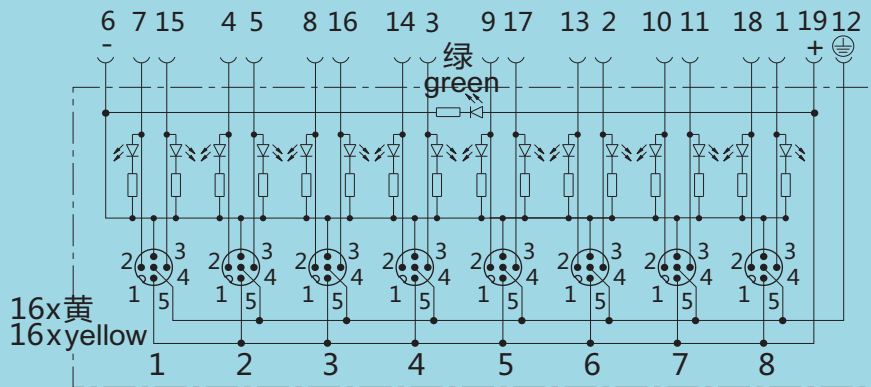
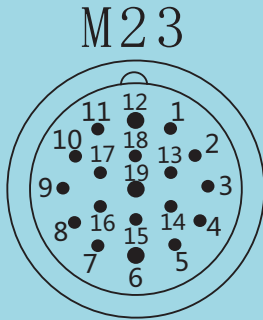
M12 8线配线盒
M12 8-way interface box

4/5



M12 8线配线盒
M12 8-way interface box

5/5

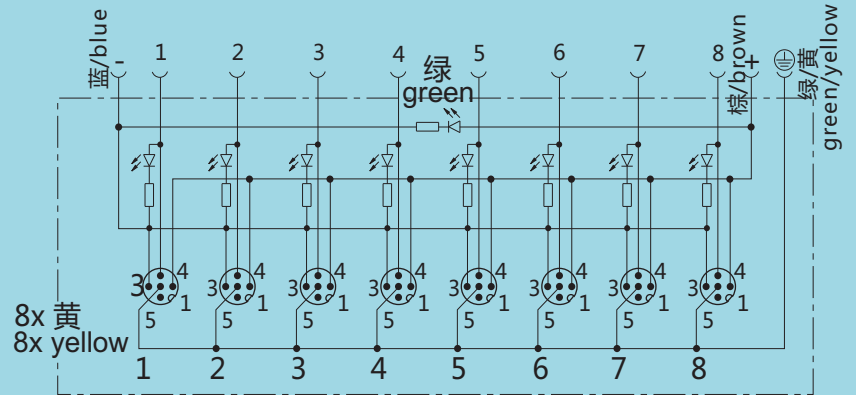


M12 8线配线盒
M12 8-way interface box

4/5

线色
Colors of wires

- 1-白/white
- 2-绿/green
- 3-黄/yellow
- 4-灰grey
- 5-粉/pink
- 6-红/red
- 7-黑/black
- 8-紫/purple

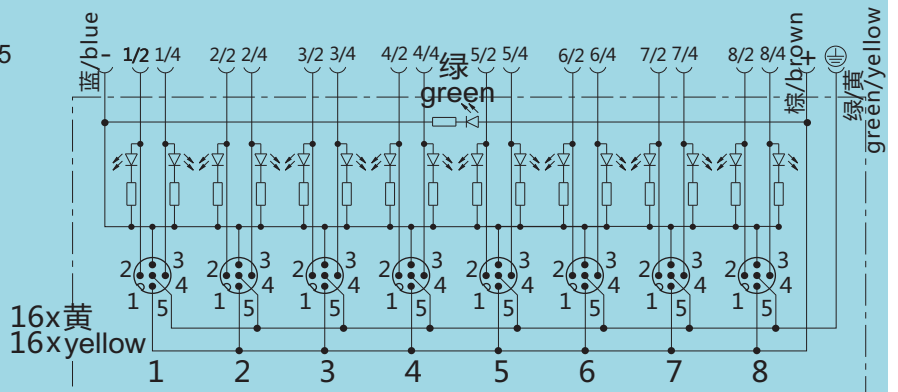


M12 8线配线盒
M12 8-way interface box

5/5

线色
Colors of wires

- | | |
|----------------------|--------------|
| 1/2-灰/粉/grey/pink | 1/4-白/white |
| 2/2-红/蓝/red/blue | 2/4-绿/green |
| 3/2-白/绿/white/green | 3/4-黄/yellow |
| 4/2-蓝/绿/blue/green | 4/4-灰grey |
| 5/2-白/黄/white/yellow | 5/4-粉/pink |
| 6/2-黄/棕/yellow/brown | 6/4-红/red |
| 7/2-白/灰/white/grey | 7/4-黑/black |
| 8/2-灰/棕/grey/brown | 8/4-紫/purple |



M12系列 M12 SERIES



针位图

Contact arrangements

3针

3 contacts

插针(带线)

Male insert(wire)



	X	Y		
1	2.5	0.0	棕	brown
2	—	—	—	—
3	-2.5	0.0	蓝	blue
4	0.0	-2.5	黑	black
5	—	—	—	—

插孔(带线)

Female insert(wire)



	X	Y		
1	-2.5	0.0	棕	brown
2	—	—	—	—
3	2.5	0.0	蓝	blue
4	0.0	-2.5	黑	black
5	—	—	—	—

4针

4 contacts



	X	Y		
1	2.5	0.0	棕	brown
2	0.0	2.5	白	white
3	-2.5	0.0	蓝	blue
4	0.0	-2.5	黑	black
5	—	—	—	—



	X	Y		
1	-2.5	0.0	棕	brown
2	0.0	2.5	白	white
3	2.5	0.0	蓝	blue
4	0.0	-2.5	黑	black
5	—	—	—	—

5针

5 contacts



	X	Y		
1	2.5	0.0	棕	brown
2	0.0	2.5	白	white
3	-2.5	0.0	蓝	blue
4	0.0	-2.5	黑	black
5	0.0	0.0	灰	grey



	X	Y		
1	-2.5	0.0	棕	brown
2	0.0	2.5	白	white
3	2.5	0.0	蓝	blue
4	0.0	-2.5	黑	black
5	0.0	0.0	灰	grey